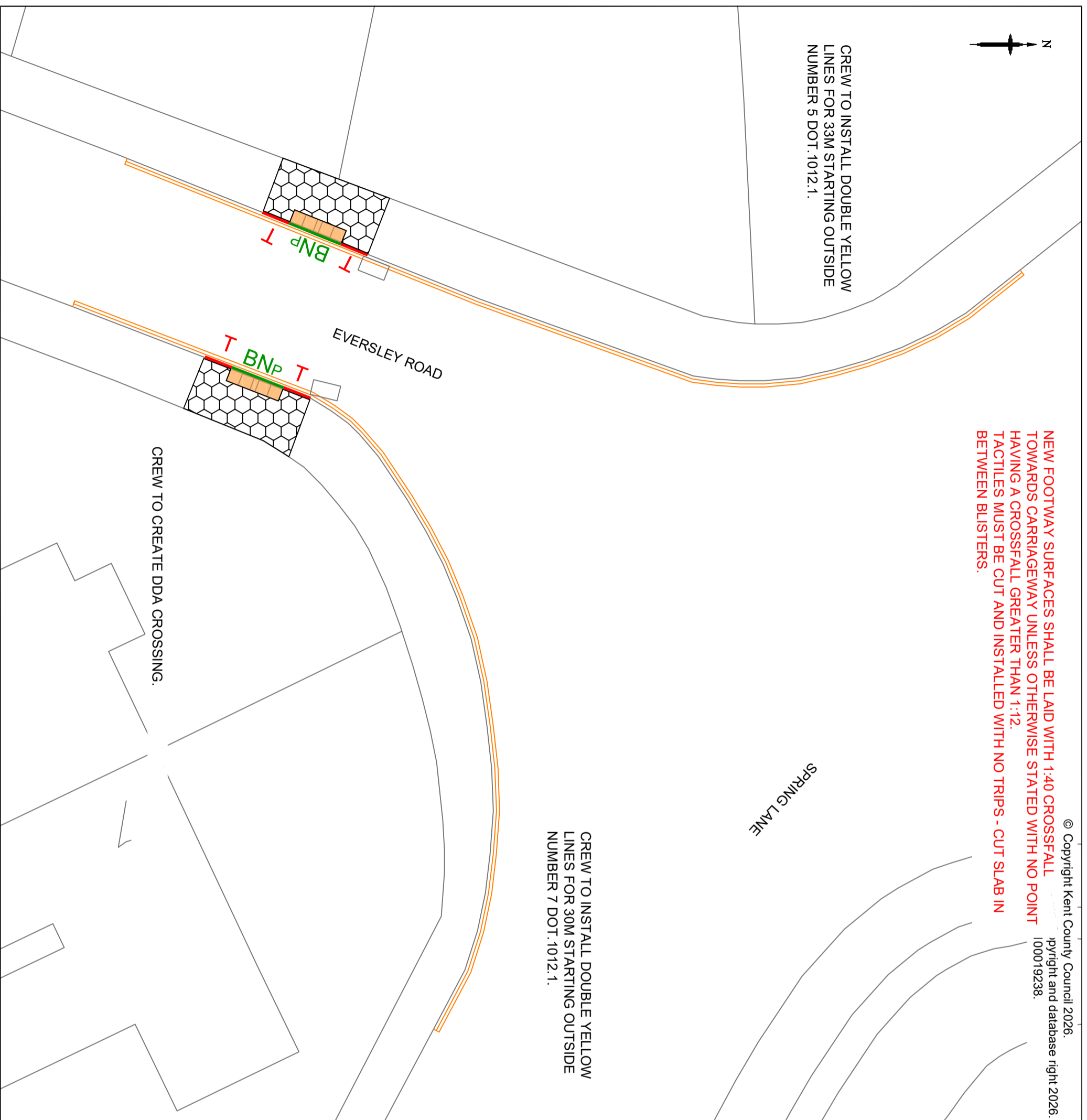


NEW FOOTWAY SURFACES SHALL BE LAID WITH 1:40 CROSSFALL TOWARDS CARRIAGEWAY UNLESS OTHERWISE STATED WITH NO POINT HAVING A CROSSFALL GREATER THAN 1:12. TACTILES MUST BE CUT AND INSTALLED WITH NO TRIPS - CUT SLAB IN BETWEEN BLISTERS.

CREW TO INSTALL DOUBLE YELLOW LINES FOR 33M STARTING OUTSIDE NUMBER 5 DOT.1012.1.


CREW TO INSTALL DOUBLE YELLOW LINES FOR 30M STARTING OUTSIDE NUMBER 7 DOT.1012.1.


CREW TO CREATE DDA CROSSING.




Notes


Kerbing / Footway Construction Key

 Full footway construction to KCC/HTW/1100/012. (Existing grass verge / unacceptable material to be excavated to a depth of 170mm).


 Proposed 125 x 150mm bullnose kerbing (Type BN). Upstand 0-6mm to KCC/HTW/1100/001.

 Proposed 125 x 255mm half battered kerbing (Type HB2 or SP). *Haunch/Variation A / B* upstand 125mm to KCC/HTW/1100/001.

 Proposed 125 x 150mm tapered kerb units (Type *DL / DR or CKL / CKR*) to KCC/HTW/1100/001.

 Buff PCC tactile paving, laid on 30mm sand and 100mm Type 1 sub-base bed. Blisters to align with tactiles on opposite side of road.

Sign & Lines Key

 Road marking TSRGD 2016 Diagram number. [1012.1]

Rev	Revision Date	Purpose of revision	Drawn	Checked	App'd
0	03/02/2026	FIRST ISSUE	DW	DH	WB

Kent County Council
Kroner House,
Eurogate Business Park,
Ashford
TN24 8XU
Tel: 03000 418181
kent.gov.uk



Project
SPRING LANE HYTHE
DROPPED KERBS AND TACTILE PAVING

Drawing title
KERBING AND FOOTWAY LAYOUT
SHEET 6 OF 7

Drawing status
FOR CONSTRUCTION

Scale
1:125 at A3

Do not scale

Drawing number
25-FH-PAR-2717-1106

Rev

This drawing is not to be used in whole or part other than for the intended purpose and project as defined on this drawing. Refer to the contract for full terms and conditions.